



BULLETIN HEBDOMADAIRE DES RESULTATS DE LA RECOLTE SUCRIERE 2022

Semaine au 29 octobre 2022 (Progression de la récolte *: 81.2 %)

	Champs (Propriétés)											
	Surface récoltée (Hectares)		Production de canne (Tonnes)		Production de sucre (Tonnes)		Taux d'extraction (%)		Tonnes Cannes/Ha (TCH)		Tonnes Sucre/Ha (TSH)	
	Semaine	A ce jour	Semaine	A ce jour	Semaine	A ce jour	Semaine	A ce jour	Semaine	A ce jour	Semaine	A ce jour
Terra	173.3	3,471.0	9,929	221,722	1,291	23,873	13.00	10.77	57.3	63.9	7.4	6.9
Alteo - Mon Loisir	59.7	1,032.0	5,408	81,881	704	8,885	13.01	10.85	90.6	79.3	11.8	8.6
Dom. de Labourdonnais Ltée	25.3	260.7	1,558	20,826	212	2,314	13.58	11.11	61.7	79.9	8.4	8.9
St Antoine	2.7	221.1	127	16,624	14	1,901	11.35	11.44	46.6	75.2	5.3	8.6
NORD	260.9	4,984.8	17,022	341,053	2,221	36,973	13.05	10.84	65.2	68.4	8.5	7.4
Agria	12.1	206.2	415	7,946	46	778	11.16	9.80	34.4	38.5	3.8	3.8
Bel Air Agricultural	23.4	210.3	1,859	15,843	196	1,610	10.52	10.16	79.4	75.4	8.4	7.7
Britannia	75.5	610.0	6,789	50,900	729	5,125	10.74	10.07	89.9	83.4	9.7	8.4
Mon Trésor	29.0	1,130.8	1,766	79,556	207	8,648	11.69	10.87	60.9	70.4	7.1	7.6
Beau Vallon	68.7	1,234.2	4,754	81,592	528	8,622	11.10	10.57	69.2	66.1	7.7	7.0
Rose Belle	27.9	532.5	816	20,292	81	1,905	9.97	9.39	29.3	38.1	2.9	3.6
St Félix	0.3	9.9	10	446	1	44	9.21	9.76	33.9	44.9	3.1	4.4
ENL Agri - L'Escalier	92.6	1,698.2	5,765	93,571	659	10,045	11.43	10.74	62.2	55.1	7.1	5.9
Union	35.6	545.7	2,457	44,781	272	4,663	11.07	10.41	69.0	82.1	7.6	8.5
Senneville Agricultural	-	290.0	-	21,715	-	2,174	-	10.01	-	74.9	-	7.5
St Aubin	-	193.8	-	6,996	-	695	-	9.93	-	36.1	-	3.6
SUD	365.1	6,661.4	24,631	423,638	2,719	44,309	11.04	10.46	67.5	63.6	7.4	6.7
Alteo - Beau Champ	55.6	2,654.0	3,151	180,864	365	17,821	11.57	9.85	56.7	68.1	6.6	6.7
Constance	50.8	1,269.3	3,173	75,243	391	7,660	12.31	10.18	62.4	59.3	7.7	6.0
Alteo - Union Flacq	96.2	2,149.9	5,652	130,678	565	12,664	10.00	9.69	58.7	60.8	5.9	5.9
EST	202.6	6,073.2	11,977	386,785	1,320	38,146	11.03	9.86	59.1	63.7	6.5	6.3
Médine	154.4	2,685.5	8,953	185,518	1,040	20,253	11.62	10.92	58.0	69.1	6.7	7.5
OUEST	154.4	2,685.5	8,953	185,518	1,040	20,253	11.62	10.92	58.0	69.1	6.7	7.5
ENL Agri - St Pierre	69.5	1,368.6	2,567	56,292	258	5,146	10.03	9.14	37.0	41.1	3.7	3.8
CENTRE	69.5	1,368.6	2,567	56,292	258	5,146	10.03	9.14	37.0	41.1	3.7	3.8
ILE	1,052.5	21,773.4	65,150	1,393,285	7,557	144,827	11.60	10.39	61.9	64.0	7.2	6.7

	Usine											
	Heures de panne (excl. scheduled stoppage)		Jours de rouaison		Richesse moyenne		Taux d'extraction		Cannes broyées		Sucre produit	
	(No.)		(No.)		(%)		(%)		(Tonnes)		(Tonnes)	
	Semaine	A ce jour	Semaine	A ce jour	Semaine	A ce jour	Semaine	A ce jour	Semaine	A ce jour	Semaine	A ce jour
Terra	13	314	5	105	14.37	12.25	12.74	10.68	26,016	555,839	3,314	59,341
Omicane	5	343	5	93	12.48	11.99	10.87	10.37	34,830	642,709	3,788	66,663
Alteo Ltd - Union Flacq	26	460	5	110	12.68	11.22	11.33	9.65	25,750	670,480	2,916	64,698
ILE					13.11	11.79	11.57	10.20	86,596	1,869,027	10,018	190,702

* Proportion de la superficie totale à récolter (propriétés)

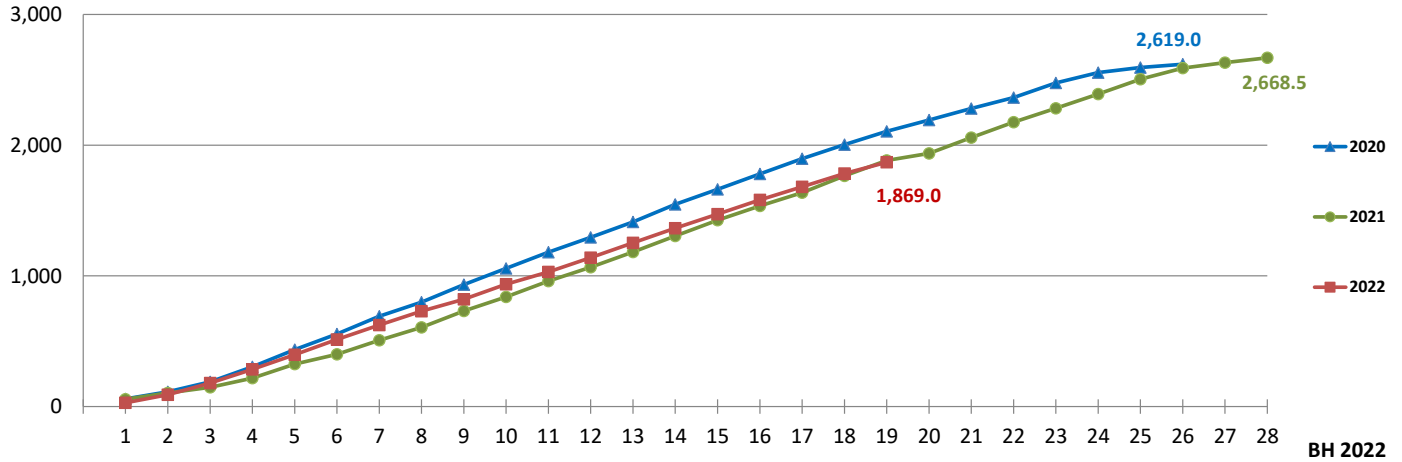


BULLETIN HEBDOMADAIRE DES RESULTATS DE LA RECOLTE SUCRIERE 2022

Semaine au 29 octobre 2022

Cannes broyées

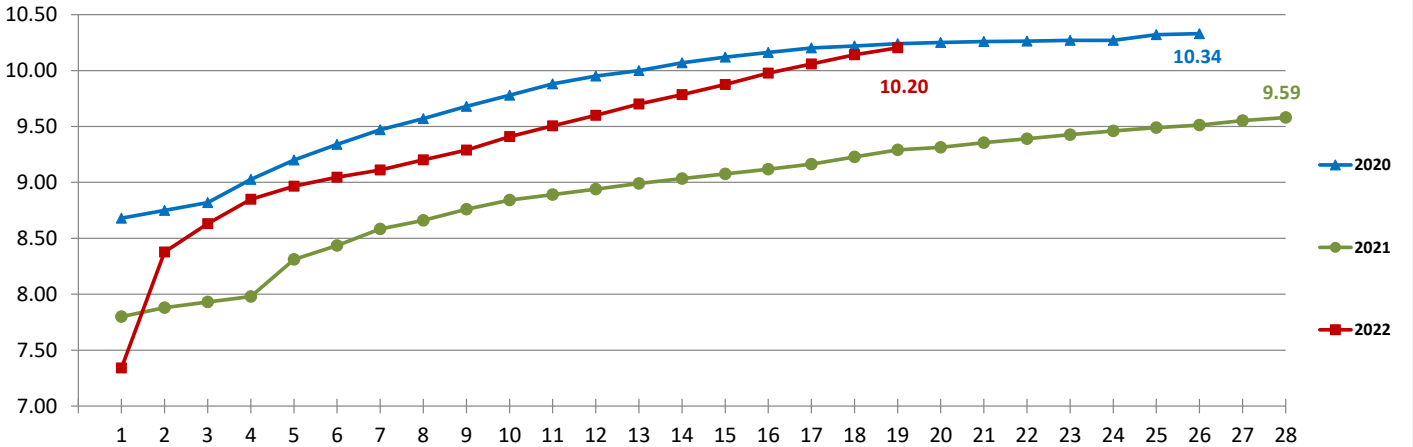
000 Tonnes



BH 2022

Taux d'extraction

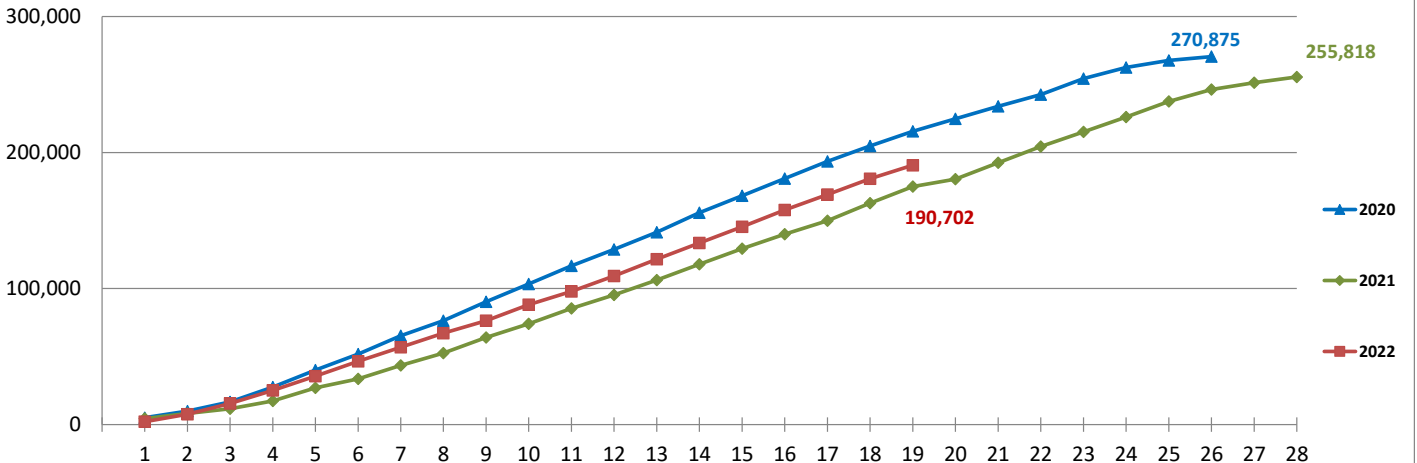
%



BH 2022

Sucre produit

Tonnes



BH 2022