

**BULLETIN HEBDOMADAIRE DES RESULTATS DE LA RECOLTE SUCRIERE 2022**

Semaine au 8 octobre 2022 (Progression de la récolte \*: 67.3 %)

Bulletin no. 16

Page 1 / 2

	Champs (Propriétés)											
	Surface récoltée (Hectares)		Production de canne (Tonnes)		Production de sucre (Tonnes)		Taux d'extraction (%)		Tonnes Cannes/Ha (TCH)		Tonnes Sucre/Ha (TSH)	
	Semaine	A ce jour	Semaine	A ce jour	Semaine	A ce jour	Semaine	A ce jour	Semaine	A ce jour	Semaine	A ce jour
Terra	208.2	2,829.9	12,444	188,643	1,519	19,743	12.21	10.47	59.8	66.7	7.3	7.0
Alteo - Mon Loisir	75.7	835.0	5,231	66,281	679	6,976	12.97	10.53	69.1	79.4	9.0	8.4
Dom. de Labourdonnais Ltée	2.8	196.0	124	16,217	-	1,662	-	10.32	44.7	82.7	-	8.5
St Antoine	37.2	203.2	2,472	15,724	327	1,785	13.24	11.35	66.4	77.4	8.8	8.8
<b>NORD</b>	<b>323.9</b>	<b>4,064.1</b>	<b>20,271</b>	<b>286,865</b>	<b>2,525</b>	<b>30,165</b>	<b>12.46</b>	<b>10.52</b>	<b>62.6</b>	<b>70.6</b>	<b>7.9</b>	<b>7.4</b>
Agria	16.7	160.3	557	6,198	60	588	10.70	9.49	33.3	38.7	3.6	3.7
Bel Air Agricultural	-	182.2	-	13,542	-	1,360	-	10.04	-	74.3	-	7.5
Britannia	105.8	398.8	8,242	34,332	886	3,394	10.76	9.89	77.9	86.1	8.4	8.5
Mon Trésor	29.0	1,031.8	1,916	72,833	228	7,819	11.88	10.74	66.1	70.6	7.8	7.6
Beau Vallon	78.8	1,010.3	3,858	68,353	435	7,160	11.27	10.48	48.9	67.7	5.5	7.1
Rose Belle	38.8	438.1	1,411	16,931	142	1,571	10.07	9.28	36.4	38.6	3.7	3.6
St Félix	0.7	7.9	26	345	3	32	10.05	9.36	35.4	43.8	3.6	4.1
ENL Agri - L'Escalier	108.7	1,411.3	5,380	78,060	613	8,284	11.40	10.61	49.5	55.3	5.6	5.9
Union	36.2	451.2	2,658	36,863	287	3,774	10.79	10.24	73.5	81.7	7.9	8.4
Senneville Agricultural	63.3	225.0	4,445	16,449	463	1,636	10.42	9.95	70.2	73.1	7.3	7.3
St Aubin	15.1	162.1	847	5,013	88	494	10.35	9.85	56.0	30.9	5.8	3.0
<b>SUD</b>	<b>493.3</b>	<b>5,478.8</b>	<b>29,340</b>	<b>348,918</b>	<b>3,204</b>	<b>36,114</b>	<b>10.92</b>	<b>10.35</b>	<b>59.5</b>	<b>63.7</b>	<b>6.5</b>	<b>6.6</b>
Alteo - Beau Champ	184.0	2,413.2	8,304	168,124	770	16,071	9.28	9.56	45.1	69.7	4.2	6.7
Constance	76.0	1,080.8	4,280	64,222	499	6,309	11.67	9.82	56.3	59.4	6.6	5.8
Alteo - Union Flacq	158.7	1,761.0	7,161	112,865	658	10,719	9.19	9.50	45.1	64.1	4.1	6.1
<b>EST</b>	<b>418.6</b>	<b>5,255.0</b>	<b>19,745</b>	<b>345,211</b>	<b>1,928</b>	<b>33,099</b>	<b>9.76</b>	<b>9.59</b>	<b>47.2</b>	<b>65.7</b>	<b>4.6</b>	<b>6.3</b>
Médine	168.1	2,197.0	9,709	154,573	1,170	16,625	12.05	10.76	57.8	70.4	7.0	7.6
<b>OUEST</b>	<b>168.1</b>	<b>2,197.0</b>	<b>9,709</b>	<b>154,573</b>	<b>1,170</b>	<b>16,625</b>	<b>12.05</b>	<b>10.76</b>	<b>57.8</b>	<b>70.4</b>	<b>7.0</b>	<b>7.6</b>
ENL Agri - St Pierre	97.7	1,095.8	3,326	46,997	327	4,226	9.84	8.99	34.1	42.9	3.4	3.9
<b>CENTRE</b>	<b>97.7</b>	<b>1,095.8</b>	<b>3,326</b>	<b>46,997</b>	<b>327</b>	<b>4,226</b>	<b>9.84</b>	<b>8.99</b>	<b>34.1</b>	<b>42.9</b>	<b>3.4</b>	<b>3.9</b>
<b>ILE</b>	<b>1,501.5</b>	<b>18,090.7</b>	<b>82,391</b>	<b>1,182,564</b>	<b>9,154</b>	<b>120,229</b>	<b>11.11</b>	<b>10.17</b>	<b>54.9</b>	<b>65.4</b>	<b>6.1</b>	<b>6.6</b>

	Usine											
	Heures de panne (excl. scheduled stoppage)		Jours de rouaison		Richesse moyenne		Taux d'extraction		Cannes broyées		Sucre produit	
	(No.)	(No.)	(No.)	(No.)	(%)	(%)	(%)	(%)	(Tonnes)	(Tonnes)	(Tonnes)	(Tonnes)
	Semaine	A ce jour	Semaine	A ce jour	Semaine	A ce jour	Semaine	A ce jour	Semaine	A ce jour	Semaine	A ce jour
Terra	4	266	6	88	13.97	11.94	12.38	10.38	33,461	465,294	4,142	48,298
Omnicanne	24	292	6	77	12.56	11.88	10.95	10.26	40,467	532,288	4,432	54,633
Alteo Ltd - Union Flacq	21	382	6	93	12.11	10.98	10.74	9.39	35,426	583,669	3,806	54,815
<b>ILE</b>					<b>12.85</b>	<b>11.57</b>	<b>11.32</b>	<b>9.98</b>	<b>109,353</b>	<b>1,581,250</b>	<b>12,380</b>	<b>157,745</b>

\* Proportion de la superficie totale à récolter (propriétés)

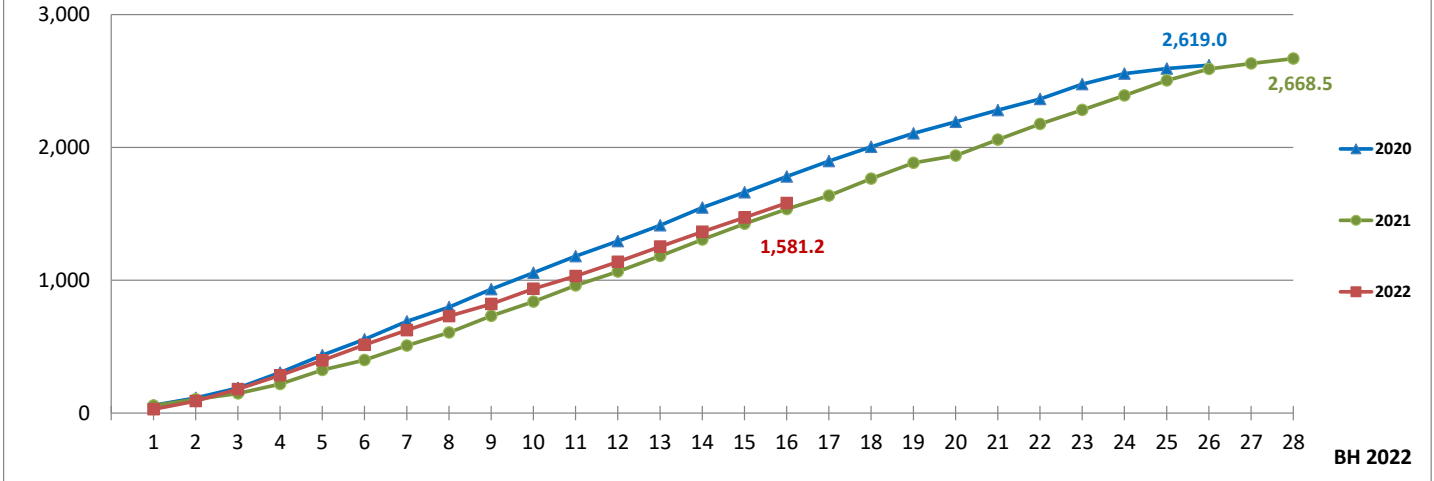


### BULLETIN HEBDOMADAIRE DES RESULTATS DE LA RECOLTE SUCRIERE 2022

Semaine au 08 octobre 2022

#### Cannes broyées

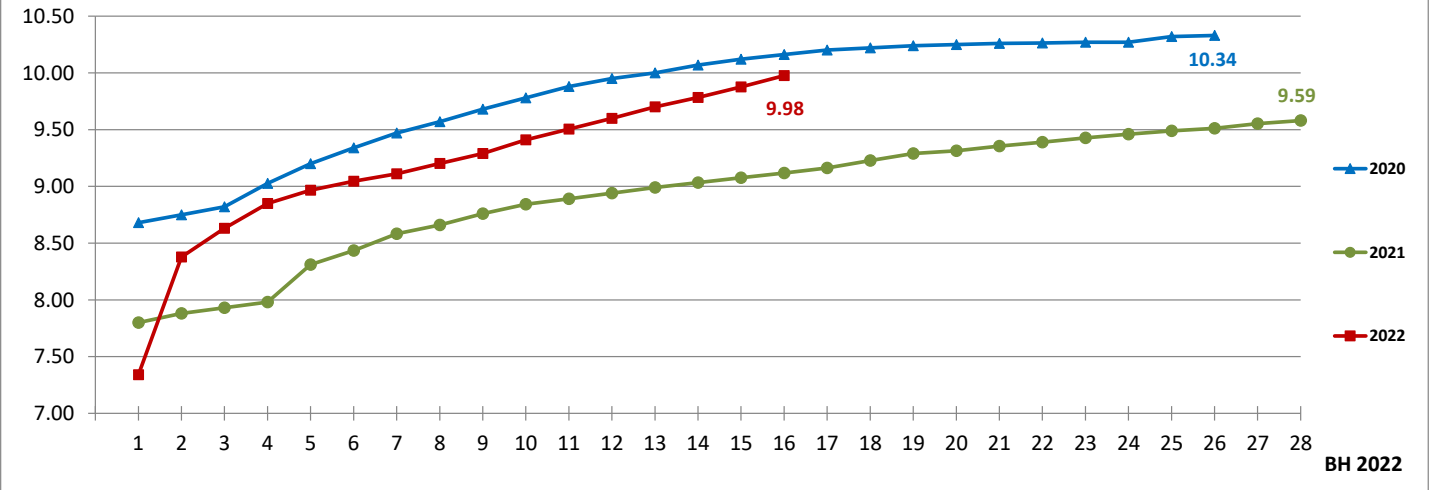
000 Tonnes



BH 2022

#### Taux d'extraction

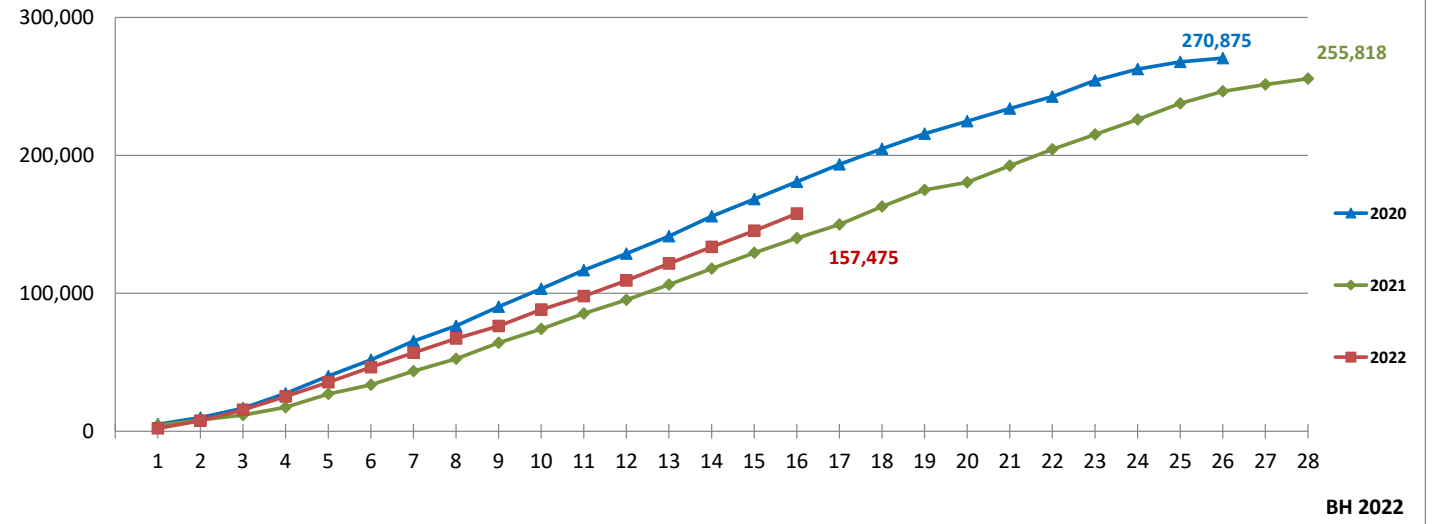
%



BH 2022

#### Sucre produit

Tonnes



BH 2022