

**BULLETIN HEBDOMADAIRE DES RESULTATS DE LA RECOLTE SUCRIERE 2022**

Semaine au 17 septembre 2022 (Progression de la récolte \*: 51.5 %)

Bulletin no. 13

Page 1 / 2

	<b>Champs (Propriétés)</b>											
	Surface récoltée (Hectares)		Production de canne (Tonnes)		Production de sucre (Tonnes)		Taux d'extraction (%)		Tonnes Cannes/Ha (TCH)		Tonnes Sucre/Ha (TSH)	
	Semaine	A ce jour	Semaine	A ce jour	Semaine	A ce jour	Semaine	A ce jour	Semaine	A ce jour	Semaine	A ce jour
Terra	185.2	2,135.8	13,398	149,218	1,563	15,059	11.67	10.09	72.3	69.9	8.4	7.1
Alteo - Mon Loisir	68.2	633.7	4,595	52,538	520	5,260	11.32	10.01	67.4	82.9	7.6	8.3
Dom. de Labourdonnais Ltée	21.2	178.2	1,774	14,992	205	1,526	11.58	10.18	83.6	84.1	9.7	8.6
St Antoine	2.2	128.6	162	10,838	19	1,143	11.90	10.55	74.8	84.3	8.9	8.9
<b>NORD</b>	276.8	3,076.3	19,930	227,585	2,308	22,989	11.58	10.10	72.0	74.0	8.3	7.5
Agria	23.6	119.4	607	4,638	61	426	10.12	9.19	25.7	38.9	2.6	3.6
Bel Air Agricultural	45.7	153.7	3,418	11,560	381	1,151	11.15	9.95	74.8	75.2	8.3	7.5
Britannia	6.4	176.7	458	17,427	48	1,623	10.57	9.32	71.2	98.6	7.5	9.2
Mon Trésor	113.0	859.3	8,846	60,308	1,010	6,343	11.42	10.52	78.3	70.2	8.9	7.4
Beau Vallon	95.2	774.3	5,245	54,792	568	5,641	10.83	10.29	55.1	70.8	6.0	7.3
Rose Belle	47.2	326.4	1,477	12,854	149	1,190	10.10	9.25	31.3	39.4	3.2	3.6
St Félix	0.2	5.9	10	282	1	26	10.53	9.10	59.1	47.9	6.2	4.4
ENL Agri - L'Escalier	88.0	1,126.6	3,776	64,403	472	6,689	12.50	10.39	42.9	57.2	5.4	5.9
Union	35.6	352.2	3,085	28,852	340	2,900	11.03	10.05	86.8	81.9	9.6	8.2
Senneville Agricultural	2.0	100.9	177	7,207	20	690	11.36	9.58	88.7	71.4	10.1	6.8
St Aubin	2.9	119.3	190	3,216	20	313	10.73	9.74	65.0	27.0	7.0	2.6
<b>SUD</b>	459.8	4,114.4	27,289	265,539	3,072	26,992	11.26	10.16	59.4	64.5	6.7	6.6
Alteo - Beau Champ	89.1	1,922.4	5,097	142,244	500	13,388	9.82	9.41	57.2	74.0	5.6	7.0
Constance	57.4	846.9	3,646	50,563	376	4,825	10.30	9.54	63.6	59.7	6.6	5.7
Alteo - Union Flacq	223.5	1,379.3	13,572	93,477	1,318	8,784	9.71	9.40	60.7	67.8	5.9	6.4
<b>EST</b>	370.0	4,148.6	22,314	286,285	2,194	26,998	9.83	9.43	60.3	69.0	5.9	6.5
Médine	183.8	1,704.1	12,265	122,759	1,410	12,820	11.50	10.44	66.7	72.0	7.7	7.5
<b>OUEST</b>	183.8	1,704.1	12,265	122,759	1,410	12,820	11.50	10.44	66.7	72.0	7.7	7.5
ENL Agri - St Pierre	127.1	791.3	3,012	35,366	276	3,133	9.17	8.86	23.7	44.7	2.2	4.0
<b>CENTRE</b>	127.1	791.3	3,012	35,366	276	3,133	9.17	8.86	23.7	44.7	2.2	4.0
<b>ILE</b>	1,417.5	13,834.7	84,810	937,534	9,261	92,931	10.92	9.91	59.8	67.8	6.5	6.7

	<b>Usine</b>											
	Heures de panne (excl. scheduled stoppage)		Jours de rouaison		Richesse moyenne		Taux d'extraction		Cannes broyées		Sucre produit	
	(No.)		(No.)		(%)		(%)		(Tonnes)		(Tonnes)	
	Semaine	A ce jour	Semaine	A ce jour	Semaine	A ce jour	Semaine	A ce jour	Semaine	A ce jour	Semaine	A ce jour
Terra	22	238	6	70	12.99	11.52	11.50	9.93	33,587	365,070	3,862	36,263
Omicane	25	206	6	60	12.65	11.68	11.04	10.05	40,528	413,794	4,475	41,597
Alteo Ltd - Union Flacq	15	316	6	75	11.09	10.84	9.69	9.22	40,803	474,533	3,953	43,738
<b>ILE</b>					12.19	11.31	10.69	9.70	114,918	1,253,396	12,290	121,598

\* Proportion de la superficie totale à récolter (propriétés)

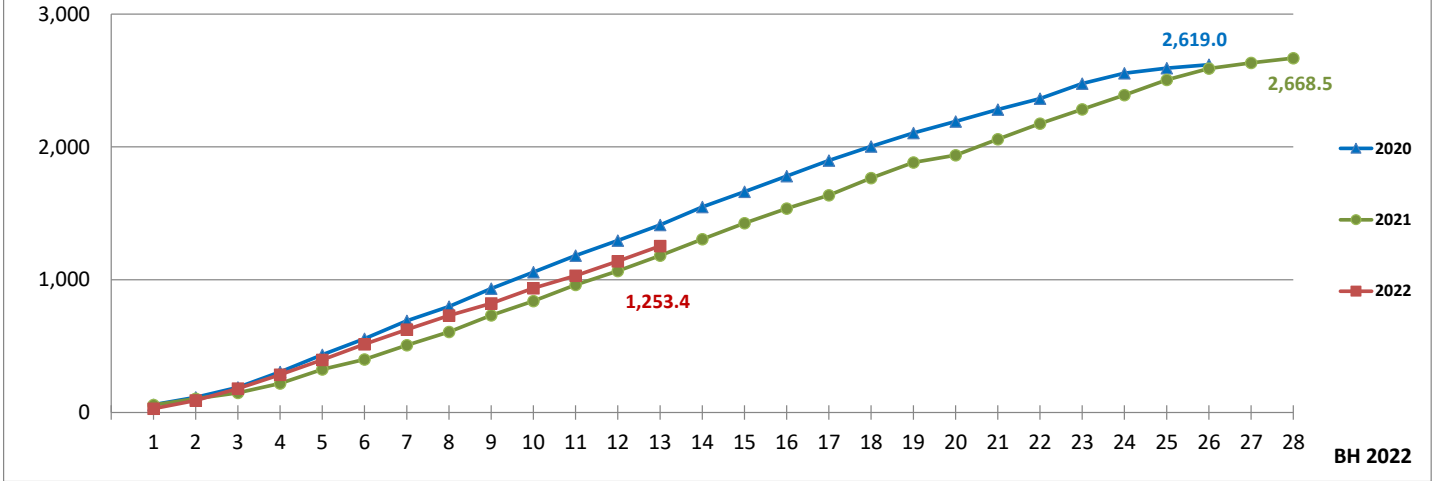


### BULLETIN HEBDOMADAIRE DES RESULTATS DE LA RECOLTE SUCRIERE 2022

Semaine au 17 septembre 2022

#### Cannes broyées

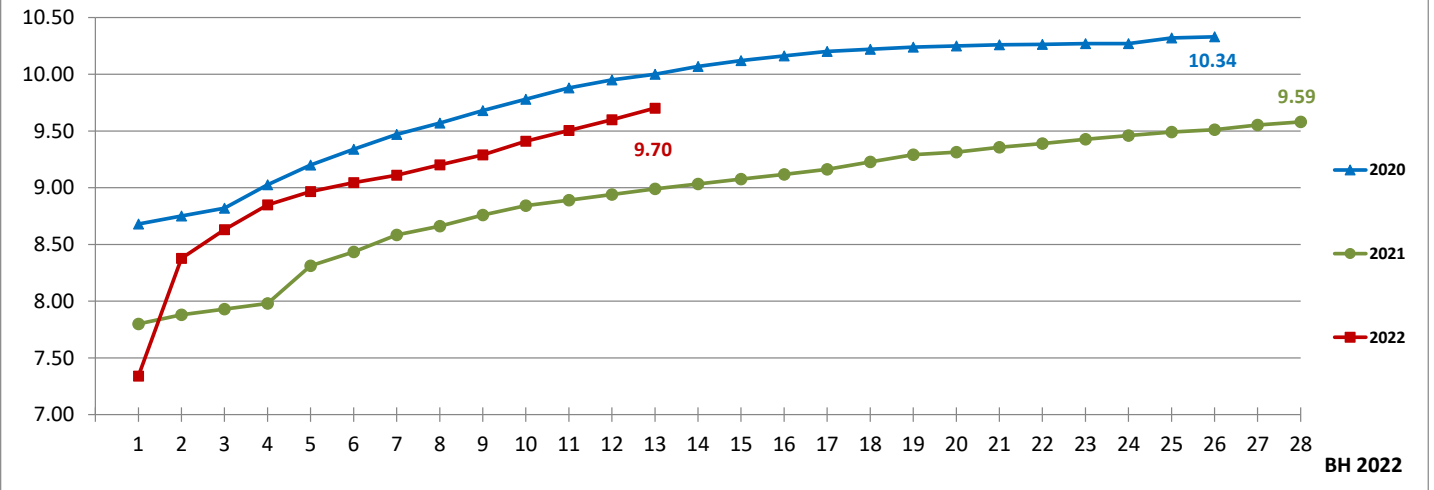
000 Tonnes



BH 2022

#### Taux d'extraction

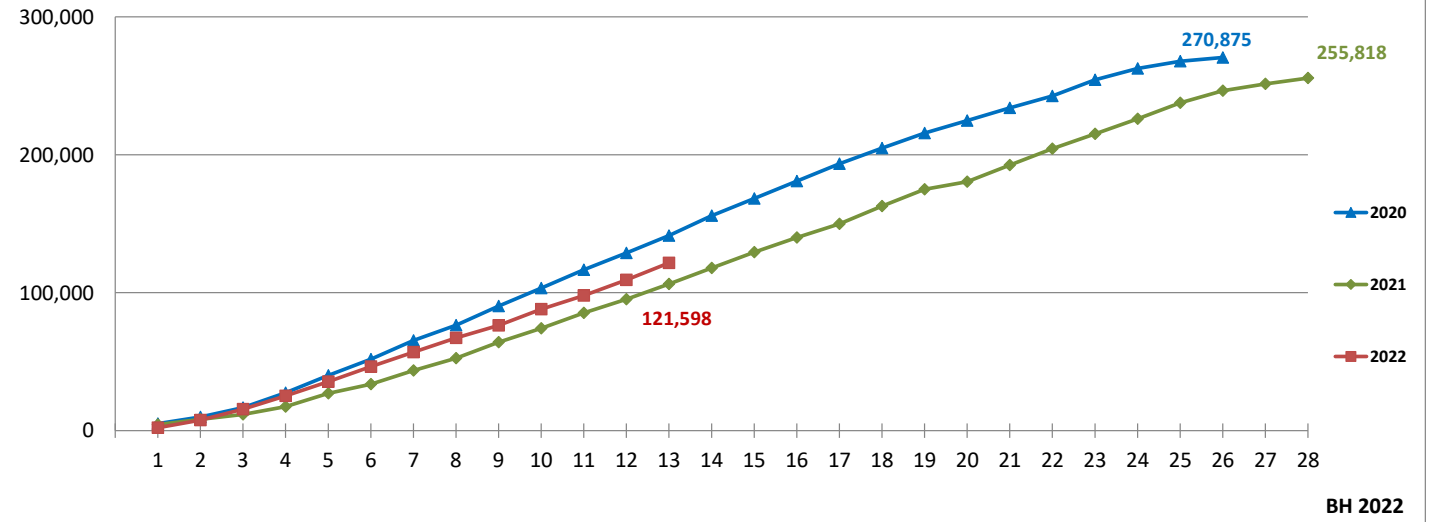
%



BH 2022

#### Sucre produit

Tonnes



BH 2022